


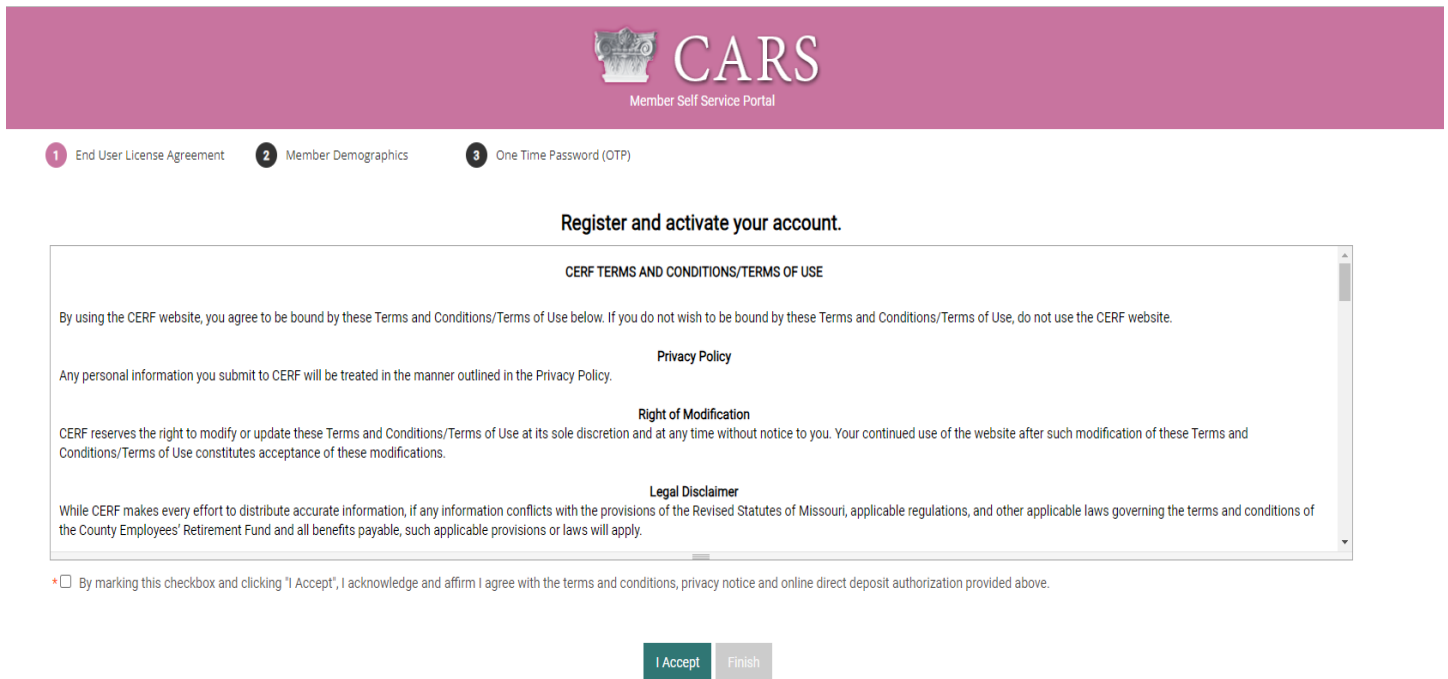
New Member Registration Flow:

1. Please go to <https://member.mocerf.org> and click on Enroll now.



The image shows the login page of the CARS Member Self Service Portal. At the top, there is a purple header with the CARS logo and the text "CARS". Below the header, there are three white boxes with rounded corners. The first box contains the text "Do you have an account?" and a blue link "Login". The second box contains the text "Don't have an account yet?" and a blue link "Enroll Now". The third box contains the text "Forgot your Username?" and a blue link "Retrieve your Username".

2. Agree to the Terms and Conditions by checking the check box and clicking I Accept.



The image shows the registration flow of the CARS Member Self Service Portal. At the top, there is a purple header with the CARS logo and the text "CARS Member Self Service Portal". Below the header, there is a progress bar with three steps: 1. End User License Agreement, 2. Member Demographics, and 3. One Time Password (OTP). The current step is 1. Below the progress bar, there is a section titled "Register and activate your account." which contains a scrollable area with the following text:

CERF TERMS AND CONDITIONS/TERMS OF USE

By using the CERF website, you agree to be bound by these Terms and Conditions/Terms of Use below. If you do not wish to be bound by these Terms and Conditions/Terms of Use, do not use the CERF website.

Privacy Policy

Any personal information you submit to CERF will be treated in the manner outlined in the Privacy Policy.

Right of Modification

CERF reserves the right to modify or update these Terms and Conditions/Terms of Use at its sole discretion and at any time without notice to you. Your continued use of the website after such modification of these Terms and Conditions/Terms of Use constitutes acceptance of these modifications.

Legal Disclaimer

While CERF makes every effort to distribute accurate information, if any information conflicts with the provisions of the Revised Statutes of Missouri, applicable regulations, and other applicable laws governing the terms and conditions of the County Employees' Retirement Fund and all benefits payable, such applicable provisions or laws will apply.

* ☐ By marking this checkbox and clicking "I Accept", I acknowledge and affirm I agree with the terms and conditions, privacy notice and online direct deposit authorization provided above.

At the bottom, there are two buttons: "I Accept" and "Finish".

3. Enter the information under the Member Demographics page. Create a password and click Next.

CARS
Member Self Service Portal

1 End User License Agreement 2 Member Demographics 3 One Time Password (OTP)

* Date of Birth:

* Last Name:

* Social Security Number:

* Member Id:

* Username:

Password requirements: 1. At least 8 characters
2. A lowercase letter
3. An uppercase letter
4. A number
5. No parts of your username
6. Your password cannot be any of your last four (4) passwords.

* Password:

* Confirm Password:

Next Finish

4. Choose the method to get the one-time password (OTP) and click Send OTP.

CARS
Member Self Service Portal

1 End User License Agreement 2 Member Demographics 3 One Time Password (OTP)

Please select the email or phone number where you would like to receive your OTP

☐ 1*****1@gmail.com

☐ Call +131*****21

☐ SMS +131*****21

Send OTP

Verify OTP Finish

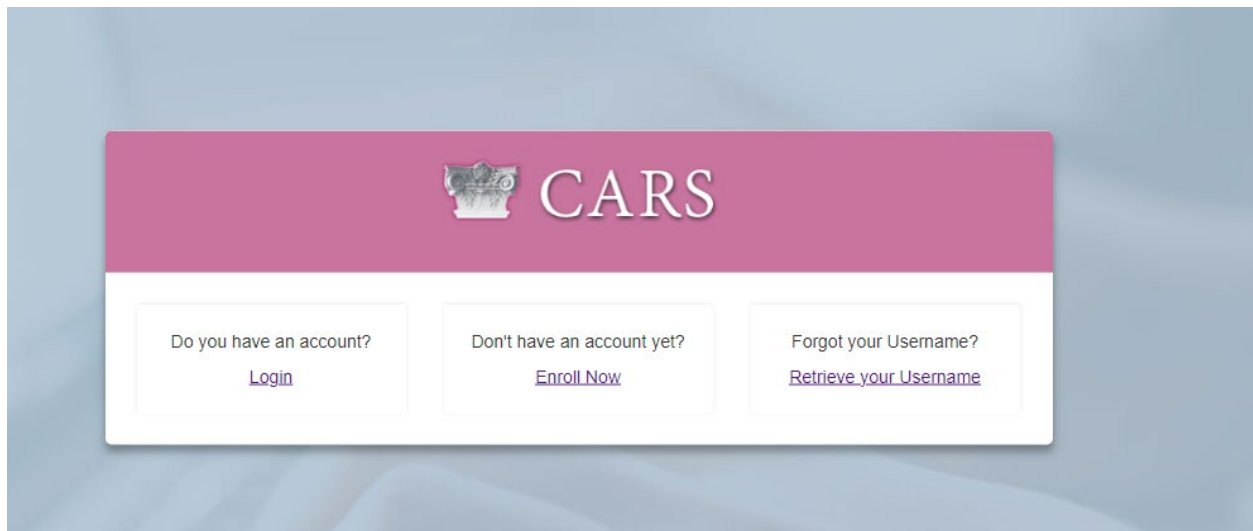
5. Enter the OTP and click Finish.

The screenshot shows the CARS Member Self Service Portal. At the top, there is a purple header with the CARS logo and the text "Member Self Service Portal". Below the header, there is a progress bar with three steps: 1. End User License Agreement, 2. Member Demographics, and 3. One Time Password (OTP). The main content area is a white box with the text "Please select the email or phone number where you would like to receive your OTP". There are three radio buttons: the first is selected and labeled "1*****1@gmail.com", the second is labeled "Call +131*****21", and the third is labeled "SMS +131*****21". Below the radio buttons is a green button labeled "Resend OTP". Below the white box, there is a red asterisk followed by the text "One Time Password (OTP):" and a text input field containing six dots. At the bottom, there are two buttons: "Verify OTP" (grey) and "Finish" (green).

6. You will get a pop-up saying Registration Successful. Click Ok inside the pop-up.

The screenshot shows the CARS Member Self Service Portal with a pop-up window. The pop-up is white with a purple header that says "memberlog.mocerf.org says" and "Registration Successful." Below the text is a blue button labeled "OK". The background of the portal is the same as the previous screenshot, showing the progress bar and the OTP selection form. The "One Time Password (OTP):" field now contains six dots, and the "Finish" button is highlighted in green.


7. You will be redirected to the home page. Click Login.





8. Enter the Username and click Next.


A screenshot of a web form for signing in. At the top, there is a small owl icon. Below it, the text 'Sign In' is centered. Underneath, the label 'Username' is followed by a text input field containing the text 'Shawn11'. Below the input field, there is a checkbox labeled 'Keep me signed in'. At the bottom, there is a large green button with the text 'Next' in white.

9. In the Password screen, enter the Password and click Verify.

Connecting to 
Sign in with your account to access Member - Systest



Verify with your password
@ User123456


Password

***** 

Verify


[Forgot password?](#)
[Verify with something else](#)
[Back to sign in](#)

10. Select the method of receiving the OTP.




Verify it's you with a security method
@ Shawn11

Select from the following options



Email

Select




Phone
+1 XXX-XXX-7521



Select

[Back to sign in](#)

11. Once you receive the code, enter the OTP and click Verify. You will be navigated to the Member Portal.

Connecting to 

Sign in with your account to access Member - Systest

Verify with your email
@ User123456

We sent an email to n***i@mocerf.org. Click the verification link in your email to continue or enter the code below.

Enter Code

Verify

[Verify with something else](#)
[Back to sign in](#)